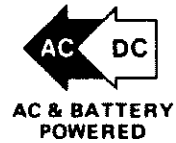


# **BOSS**


**DB-33**  
Dr. Beat

**INSTRUCTIONS**



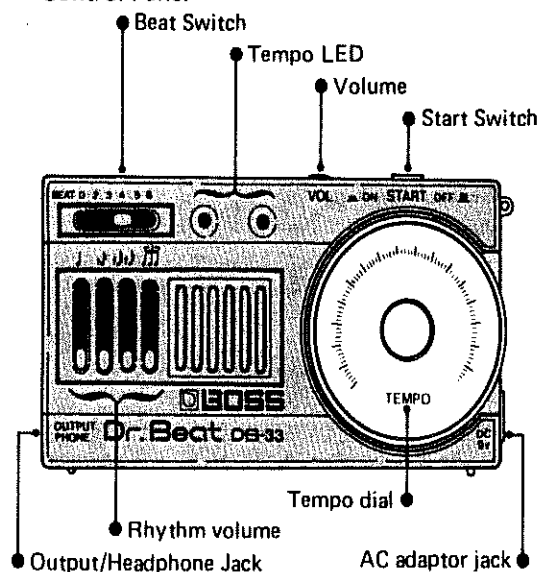
- Please read these instructions carefully for proper operating procedures for the BOSS DB-33.

**Dr. Beat DB-33 is a perfect rhythm training aid for everything from the hardest rock to the softest classics.**

- Sound levels for all four basic rhythms (  ) can be adjusted individually to accentuate the rhythm.
- Beats can be set to 0, 2, 3, 4, 5 or 6 time. A chime sounds on the first beat.
- An LED (light emitting diode) lights on the first beat and a second LED lights on the remaining beats for visual monitoring.
- Tempo is variable from mm ♩ = 40 to 208.
- Headphone jack is great for drum practice. Connects easily to any amp or headphones.

## NAME AND FUNCTIONS

### Control Panel



### Start Switch

Press the switch to start the rhythm and press again to stop.

### Volume

Controls overall sound volume. Turned clockwise, sound increases and turned counterclockwise, it decreases.

### Tempo Dial

This dial adjusts the tempo.

### Rhythm Volume

These slider controls adjust the sound level of respective rhythms. Sound will increase as these controls are slid upward.

### Beat Switch

This switch sets the beat and ♩ is counted as 1 beat. It can be set to 0, 2, 3, 4, 5 or 6 time. A chime sounds on every first beat.

### Tempo LED

These LED's indicate the current tempo. When the beat switch is set to 2 to 6 time, the left LED blinks at the first beat and the right LED blinks at remaining beats. Only the left LED blinks when the beat is set to 0.

### Output/Headphone Jack

This jack is used to connect monaural or stereo headphone or an amp. For connection with an amp, set the unit's volume level to half or less and control the level with amp's volume control.

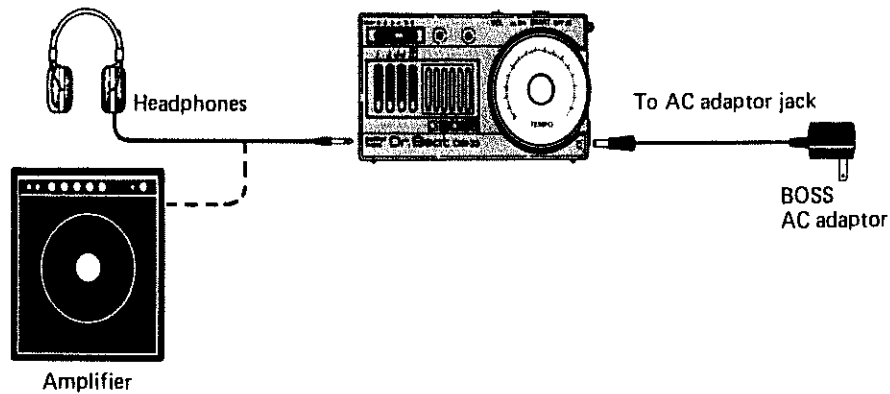
### AC Adaptor Jack

For connection to an AC power source with an optional AC adaptor. Use of an adaptor allows stable long-duration use.

## BEFORE USING DB-33

- When operating DB-33 from AC line, use BOSS AC Adaptor for DB-33.
- Avoid using DB-33 at very dusty location or under high temperature or humidity conditions.

## CONNECTING DB-33



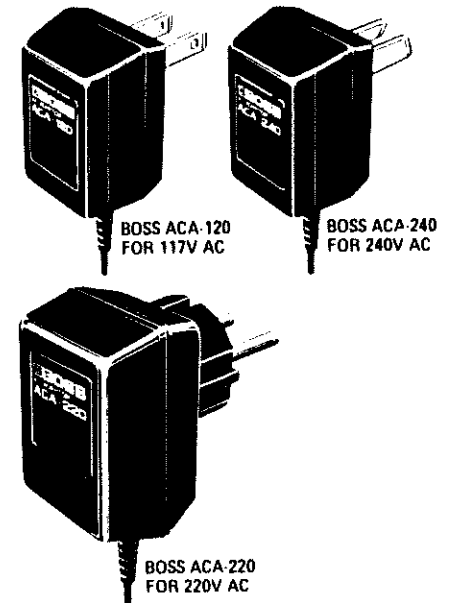
## CAUTIONS

- When the battery voltage drops, speaker output becomes low or LED's become dim. To prevent this, replace the battery a little earlier.
  - \* Use 9V battery.
- When replacing the battery, be careful not to catch the battery strap in the battery housing lid and place it in position.
  - \* Install the battery housing lid firmly.
- When you don't use for a long period, remove the battery to prevent current leakage and leakage of sticky substances.
  - \* Even if AC adaptor cord comes out during rhythm training, the DB-33 is immediately operated from the battery, causing no trouble in rhythm training.
- Be sure to keep the battery snapped by connector in the housing, when using AC Adaptor, too.

## AC ADAPTOR (OPTION)

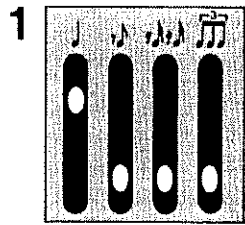
### BOSS ACA SERIES

When you operate DB-33 from AC line, use AC Adaptor (DC9V) for DB-33.



## OPERATING DB-33

\* When used as a metronome



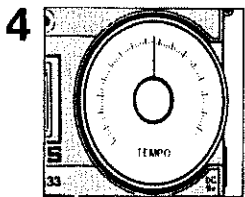
Set rhythm volume controls as shown at left.




Turn volume control clockwise for a proper sound level.



Press start button.



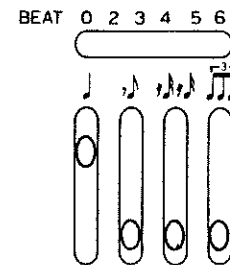
Set tempo dial to the desired tempo.



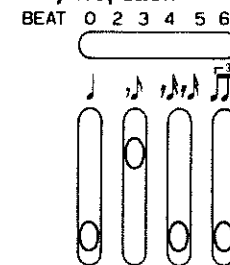
Set beat switch to the desired beat. A chime sounds on the first beat. When the chime sound is hard to hear, reduce the rhythm volume and increase the sound volume.

## SETTING EXAMPLES

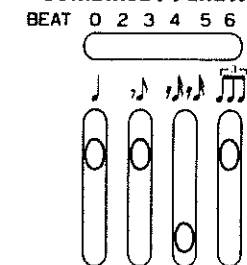
### ● Metronome



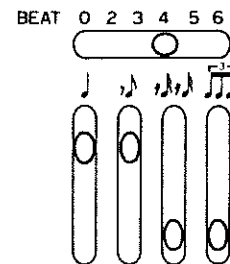
### ● Syncopation



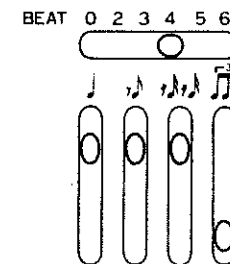
### ● Combined and rhythm



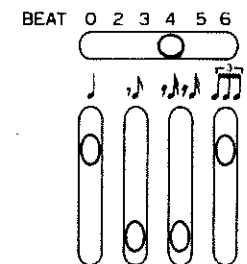
### ● 8 beat



### ● 16 beat



### ● 12 beat



- Notes: 1. For rhythms without beat switch setting, beat switch can be set as desired.  
2. To accent beat, set the volume control higher than other controls.

# SPECIFICATIONS

- Power . . . . . Battery 9V (1), AC Adaptor
- Current . . . . . 6.5mA (no signal)
- Tempo . . . . . mm ♩ = 40 ~ 208 (40 ~ 208 beats per minute)  
freely variable
- Beats . . . . . 0, 2, 3, 4, 5, 6
- Rhythm Indicators . . . . Audio beep and dual LED's
- Controls . . . . . Tempo, Rhythm volume ( ♩, ♪, ♫, ♬, ♪♩ ), Beat switch,  
Start switch, Volume
- Jacks . . . . . Output/Headphone, AC Adaptor
- Dimensions . . . . . 168(W) x 90(H) x 38(D)mm (6.6" x 3.5" x 1.5")
- Weight . . . . . 350g (0.77lbs.)

\* Specifications are subject to change without notice.



Printed in Japan Sep. '79

 Roland®

---

**10402**

UPC

10402



10981

 **BOSS**