


Parts List for Making Magnahelic

page 1

Dwyer Instruments, Inc. 219-879-8000 (www.dwyer-inst.com)

Magnahelic – Differential Pressure Gage Part # 2010 (0-10) \$60



I found light-up version
of this component on
ebay for \$10.

(Magnahelic shown is 0-1, not the 0-10 you need)

Visi-Float Flowmeter Part # VFA-1-BV (0-1) \$32.25



I tried to find an ebay deal on
this component, but eventually
just found a distributor online.

(Flowmeter shown is 0-25, not the 0-1 you need)

Buchanan Air, Inc. 425-710-9545 (Local distributor for Airtrol – in Washington)

Airtrol Pressure Regulator Part #R-4104-1.5-w/k (with knob) \$31.50



(It will look like the one in the middle – with knob)

Petsmart (www.petsmart.com)

Top Fin Aquarium Air Pump 5 gallon \$4.99



(The one you need is the smallest on the left)

Radio Shack (www.radioshack.com)

Illuminated Rocker Switch (SPST) Part #275-692 \$3.99



Kraus Music Products 503-722-7977

Leak Testing Kit Part #1270 \$34.95



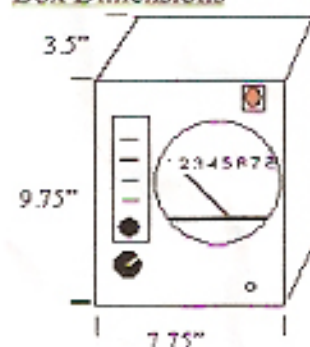
Hardware Store

1/4" OD Vinyl Tubing (around 5 or 6 feet should be good)

6 - 1/8" Pipe Thread to 3/16 Hose Barb - Brass or Plastic Fittings

1 - 3/16" Hose Barb Tee

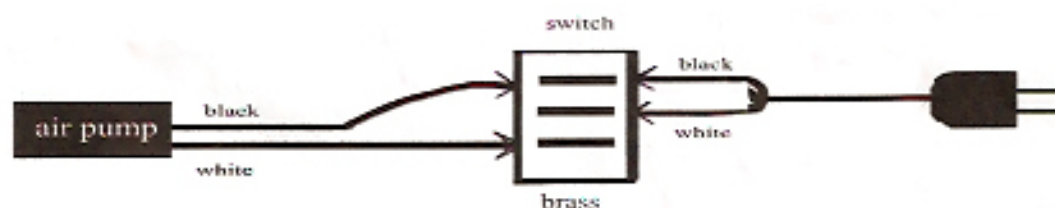
Teflon Tape

Box Dimensions

I opted to build mine in a Yamaha Clarinet Double-Handle Hard Case.
Ensure you have AT LEAST 3.5"
Depth for hose clearances.

Wiring for Rocker Switch

***Double check this scheme... I recall tripping the shop's breaker a couple times until I fixed the wire routing.**

Hose Connections